


Student Satisfaction Survey

For Academic Year 2018 – 19

Total Responses received: 2254

ICEFAI Foundation
for Higher Education
(Deemed to be University under Section 3 of the UGC Act, 1956)
Survey No. 156 / 157, Donthanapalli, Shankarpalli Road,
Hyderabad 501203, Telangana, India.



Student Satisfaction Survey

Academic Year 2018-19

Email *

Valid email

This form is collecting emails. [Change settings](#)

Name *

Short answer text

Enrollment Number *

Short answer text

Mobile Number

Short answer text

Program *

1. MBA
2. BBA

How much of the syllabus was covered in the class *

- Below 30%
- 30-50%
- 50-65%
- 65-85%
- 85-100%

How well did the teachers prepare for the classes *

- Thoroughly
- Satisfactorily
- Poorly
- Indifferently
- Won't teach at all

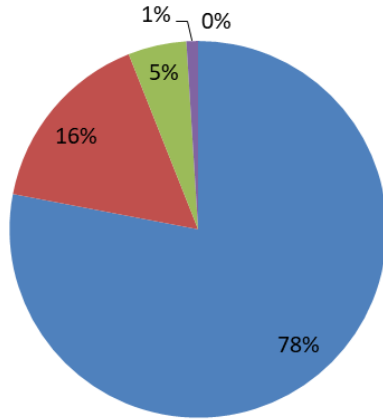
How well were the teachers able to communicate *

- Always effective
- Sometimes effective
- Just satisfactorily
- Generally ineffective
- Very poor communication

Response Received

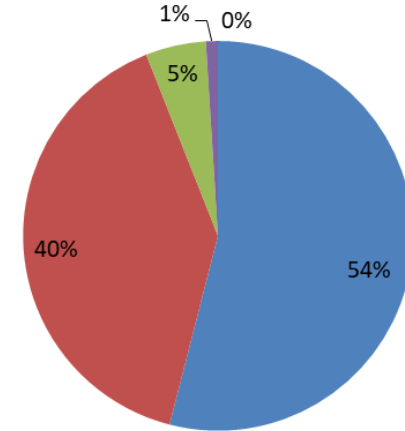
1. How much of the syllabus was covered in the class?

85 to 100% 70 to 84% 55 to 69% 30 to 54% Below 30%



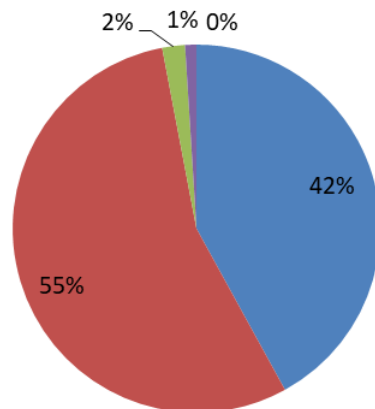
2. How well did the teachers prepare for the classes?

Thoroughly Satisfactorily Poorly Indifferently Won't teach at all



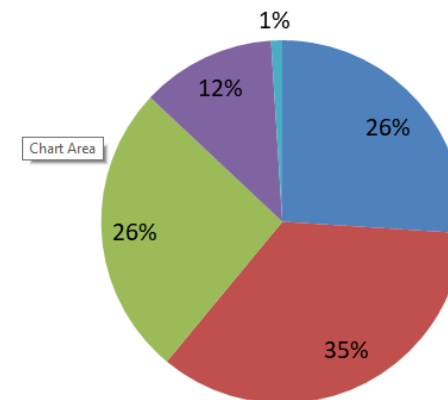
3. How well were the teachers able to communicate?

Always effective Sometimes effective Just satisfactorily
Generally ineffective Very poor communication



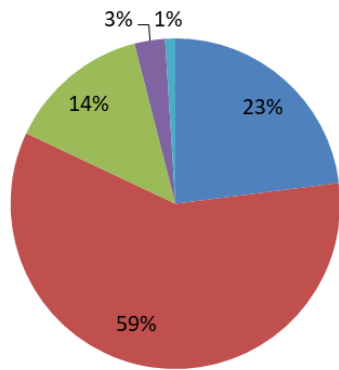
4. The teacher's approach to teaching can best be described as

Excellent Very good Good Fair Poor



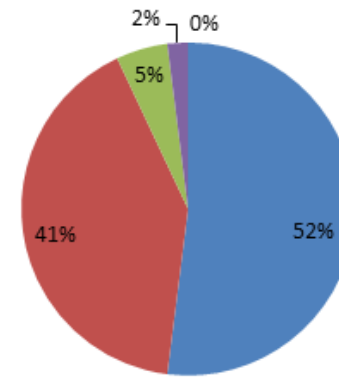
5. Fairness of the internal evaluation process by the teachers.

Always fair Usually fair Sometimes unfair Usually unfair Unfair



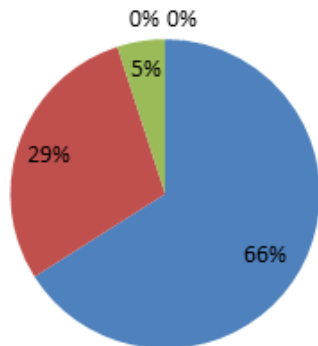
6. Was your performance in assignments discussed with you?

Every time Usually Occasionally/Sometimes Rarely Never



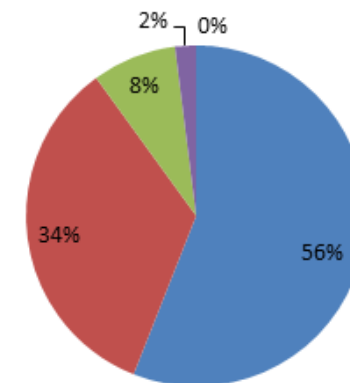
7. The Institution takes active interest in promoting internship, student exchange, field visit opportunities for students.

Regularly Often Sometimes Rarely Never



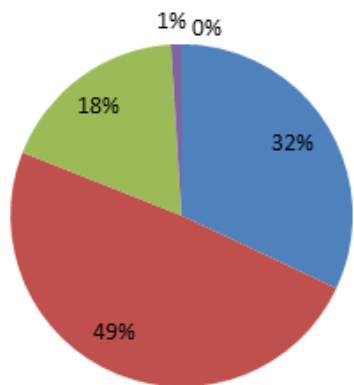
8. The teaching and mentoring process in your Institution facilitates you in cognitive, social and emotional growth.

Significantly Very well Moderately Marginally Not at all



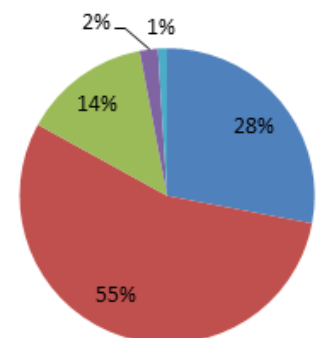
9. The institution provides multiple opportunities to learn and grow.

Strongly agree Agree Neutral Disagree Strongly disagree



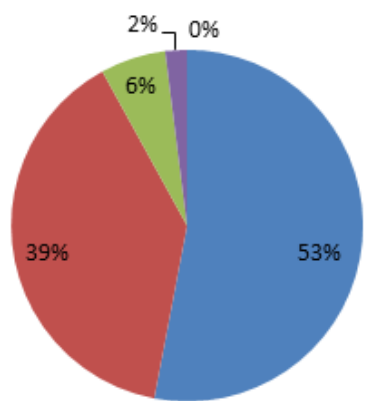
10. Teachers inform you about your expected competencies, course outcomes and programme outcomes.

Every time Usually Occasionally/Sometimes Rarely Never



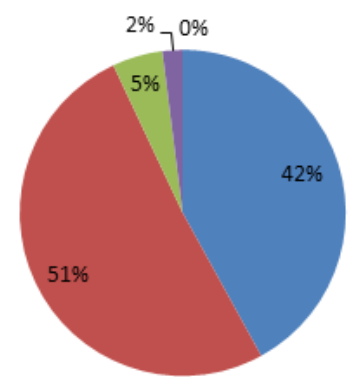
11. Your Faculty Member does a necessary follow-up with an assigned task to you.

Every time Usually Occasionally/Sometimes Rarely Never



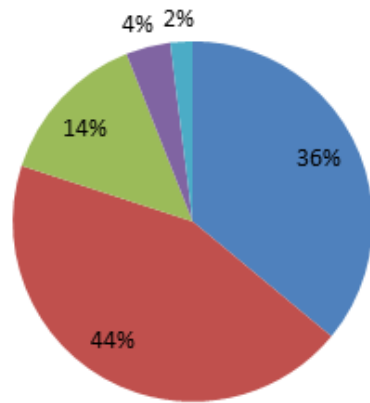
12. The teachers illustrate the concepts through examples and applications.

Every time Usually Occasionally/Sometimes Rarely Never



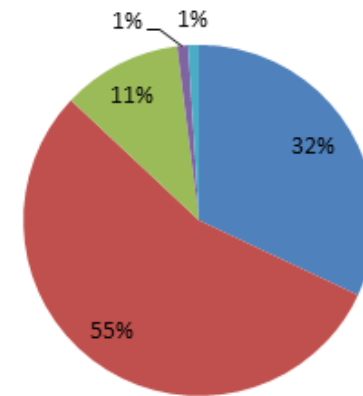
13. The teachers identify your strengths and encourage you with providing right level of challenges.

■ Fully ■ Reasonably ■ Partially ■ Slightly ■ Unable to



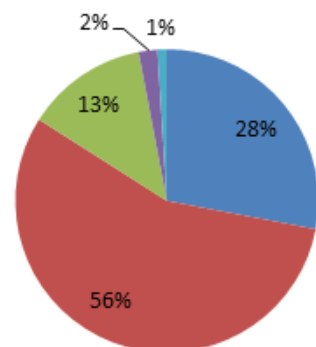
14. Teachers are able to identify your weaknesses and help you to overcome them.

■ Every time ■ Usually ■ Occasionally/Sometimes ■ Rarely ■ Never



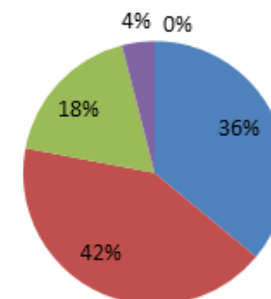
15. The Institution makes effort to engage students in the monitoring, review and continuous quality improvement of the teaching learning process

■ Strongly agree ■ Agree ■ Neutral ■ Disagree ■ Strongly disagree



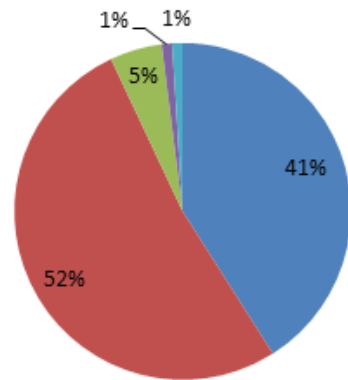
16. The institute/ teachers use student centric methods, such as experiential learning, participative learning and problem solving methodologies for enhancing learning experiences.

■ To a great extent ■ Moderate ■ Some what ■ Very little ■ Not at all



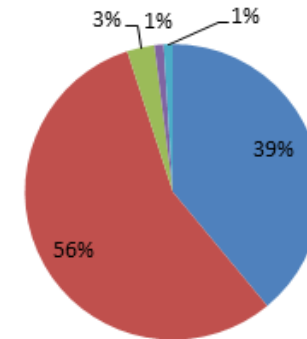
17. Teachers encourage you to participate in extracurricular activities.

■ Strongly agree ■ Agree ■ Neutral ■ Disagree ■ Strongly disagree



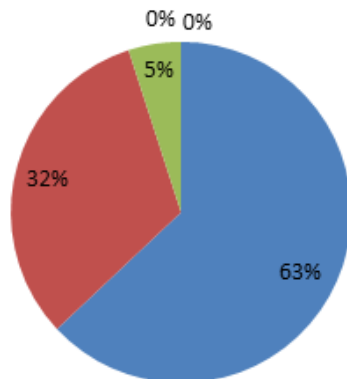
18. Efforts are made by the institute/ teachers to inculcate soft skills, life skills and employability skills to make you ready for the world of work.

■ To a great extent ■ Moderate ■ Some what ■ Very little ■ Not at all



19. What percentage of teachers use ICT tools such as LCD projector, Multimedia, etc. while teaching.

■ Above 90% ■ 70 – 89% ■ 50 – 69% ■ 30 – 49% ■ Below 29%



20. The overall quality of teaching-learning process in your institute is very good.

■ Strongly agree ■ Agree ■ Neutral ■ Disagree ■ Strongly disagree

