

# Student Satisfaction Survey

Academic Year 2022-23

\* Indicates required question

---

1. Email \*

---

2. Name \*

---

3. Enrollment Number \*

---

4. Mobile Number

---

5. Program \*

*Mark only one oval.*

- MBA
- BBA
- BA Economics
- PhD
- B.Tech
- BSc
- BBA LLB (Hons)
- BA LLB (Hons)
- LLM
- B.Arch
- Bsc-B.Tech
- Others

6. How much of the syllabus was covered in the class \*

*Check all that apply.*

- Below 30%
- 30-50%
- 50-65%
- 65-85%
- 85-100%

7. How well did the teachers prepare for the classes \*

*Check all that apply.*

- Thoroughly
- Satisfactorily
- Poorly
- Indifferently
- Won't teach at all

8. How well were the teachers able to communicate \*

*Check all that apply.*

- Always effective
- Sometimes effective
- Just satisfactorily
- Generally ineffective
- Very poor communication

9. The teacher's approach to teaching can best be described as \*

*Check all that apply.*

- Excellent
- Very Good
- Good
- Poor

10. Fairness of the internal evaluation process by the teachers \*

*Check all that apply.*

- Always fair
- Some times fair
- Some times unfair
- Usually unfair
- Unfair

11. Was your performance in assignment discussed with you \*

*Mark only one oval.*

- Every time
- Usually
- Occasionally
- Rarely
- Never

12. The institute takes active interest in promoting internship, student exchange, field visit for \*  
students

*Mark only one oval.*

- Regularly  
 Often  
 Sometimes  
 Rarely  
 Never

13. The teaching and mentoring process in your institution facilitates you in cognitive, social \*  
and emotional growth

*Mark only one oval.*

- Significantly  
 Verywell  
 Moderately  
 Marginally  
 Not at all

14. The institution provides multiple opportunities to learn and grow \*

*Mark only one oval.*

- Strongly agree  
 Agree  
 Neutral  
 Disagree  
 Strongly Disagree

15. Teachers inform you about your expected competencies, course outcomes and programme outcomes. \*

*Mark only one oval.*

- Every time
- Usually
- Occasionally / Sometimes
- Rarely
- Never

16. Your mentor does a necessary follow-up with an assigned task to you. \*

*Mark only one oval.*

- Every Time
- Usually
- Occasionally
- Rarely
- Option 5
- I don't have a mentor

17. The teachers illustrate the concepts through examples and applications. \*

*Mark only one oval.*

- Every time
- Usually
- Occasionally
- Rarely
- Never

18. The teachers identify your strengths and encourage you with providing right level of challenges. \*

*Mark only one oval.*

- Fully
- Reasonably
- Partially
- Slightly
- Unable to

19. Teachers are able to identify your weaknesses and help you to overcome them. \*

*Mark only one oval.*

- Every time
- Usually
- Occasionally
- Rarely
- Never

20. The institution makes effort to engage students in the monitoring, review and continuous quality improvement of the teaching learning process \*

*Mark only one oval.*

- Strongly agree
- Agree
- Neutral
- Disagree
- Strongly disagree

21. The institute/ teachers use student centric methods, such as experiential learning, participative learning and problem solving methodologies for enhancing learning experiences. \*

*Mark only one oval.*

- To a great extent
- Moderate
- Some what
- Very little
- not at all

---

This content is neither created nor endorsed by Google.

Google Forms

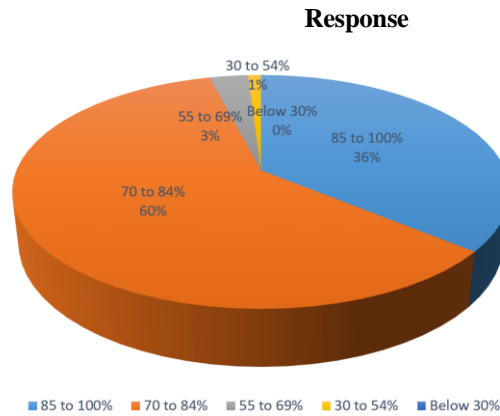
## Student Satisfaction Survey

For Academic Year 2022 – 23

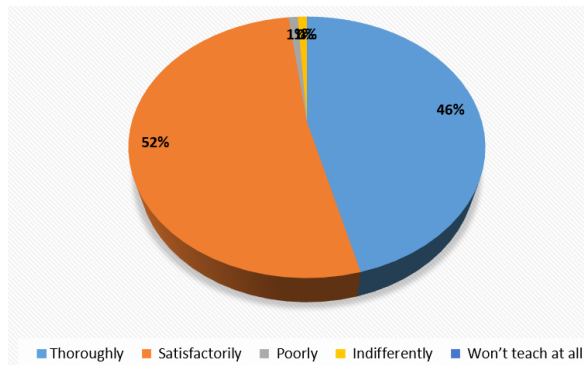
**Total Responses received: 4432**

Following are questions for online student satisfaction survey regarding teaching learning process.

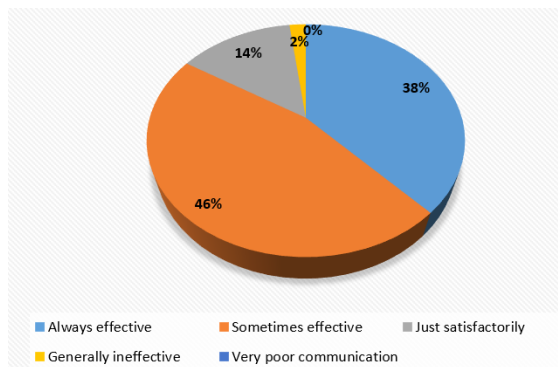
- Questions**
1. How much of the syllabus was covered in the class?  
4 – 85 to 100%  
3 – 70 to 84%  
2 – 55 to 69%  
1 – 30 to 54%  
0 – Below 30%



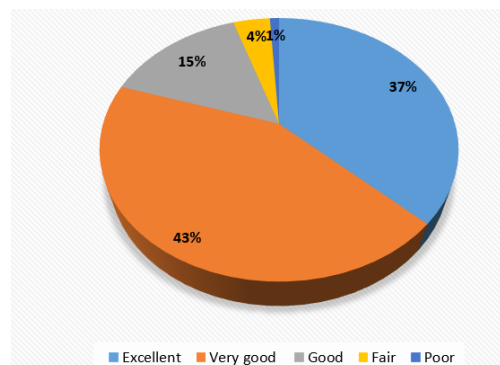
2. How well did the teachers prepare for the classes?  
4 – Thoroughly  
3 – Satisfactorily  
2 – Poorly  
1 – Indifferently  
– Won't teach at all



3. How well were the teachers able to communicate?  
4 – Always effective  
3 – Sometimes effective  
2 – Just satisfactorily  
1 – Generally ineffective  
0 – Very poor communication



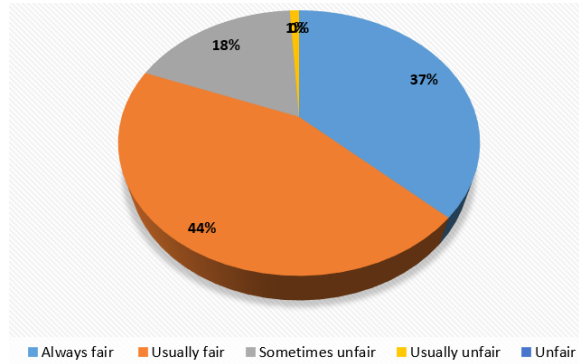
4. The teacher's approach to teaching can best be described as  
4 – Excellent  
3 – Very good  
2 – Good  
1 – Fair  
0 – Poor





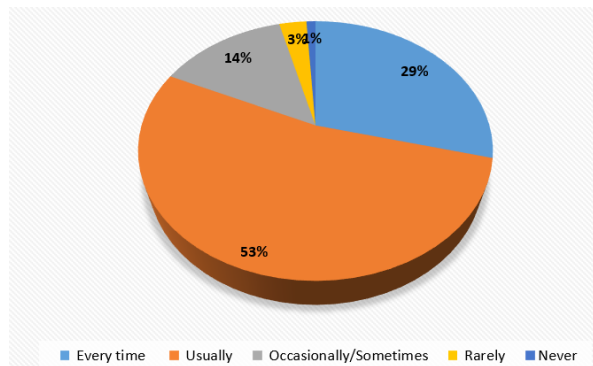
5. Fairness of the internal evaluation process by the teachers.

- 4 – Always fair
- 3 – Usually fair
- 2 – Sometimes unfair
- 1 – Usually unfair
- 0 – Unfair



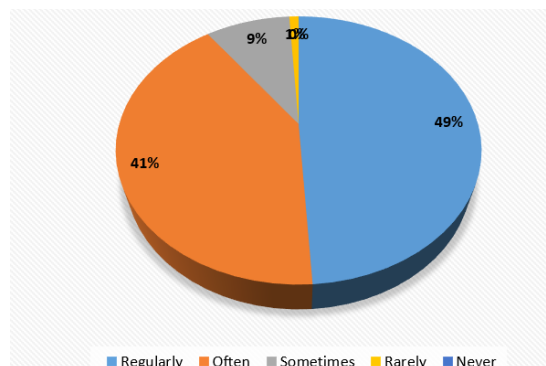
6. Was your performance in assignments discussed with you?

- 4 – Every time
- 3 – Usually
- 2 – Occasionally/Sometimes
- 1 – Rarely
- 0 – Never

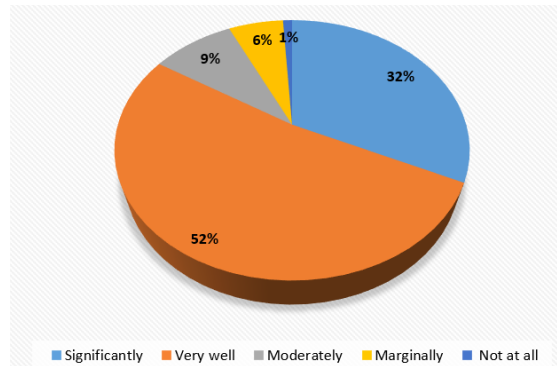


7. The Institution takes active interest in promoting internship, student exchange, field visit opportunities for students.

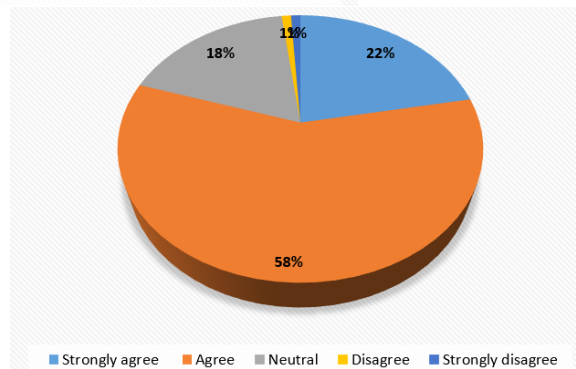
- 4 – Regularly
- 3 – Often
- 2 – Sometimes
- 1 – Rarely
- 0 – Never



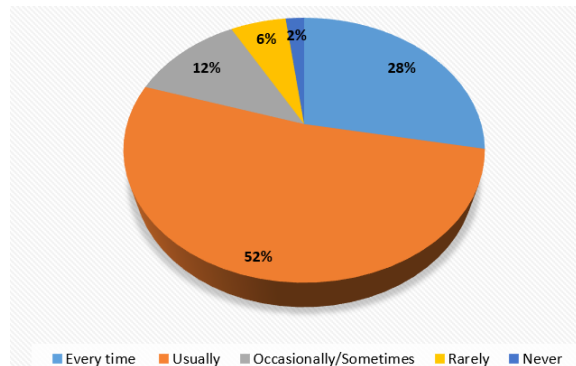
8. The teaching and mentoring process in your Institution facilitates you in cognitive, social and emotional growth.
- 4 – Significantly
  - 3 – Very well
  - 2 – Moderately
  - 1 – Marginally
  - 0– Not at all



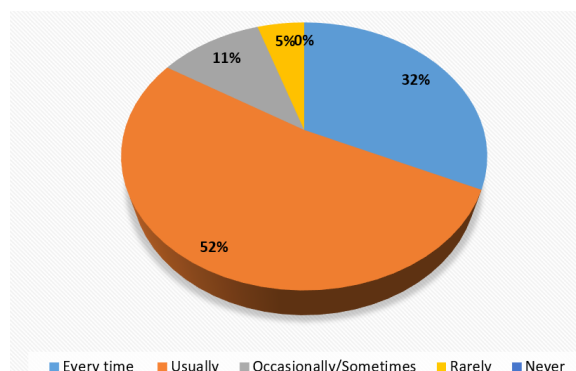
9. The institution provides multiple opportunities to learn and grow.
- 4 – Strongly agree
  - 3 – Agree
  - 2 – Neutral
  - 1 – Disagree
  - 0– Strongly disagree



10. Teachers inform you about your expected competencies, course outcomes and programme outcomes.
- 4 – Every time
  - 3 – Usually
  - 2– Occasionally/Sometimes
  - 1 – Rarely
  - 0– Never

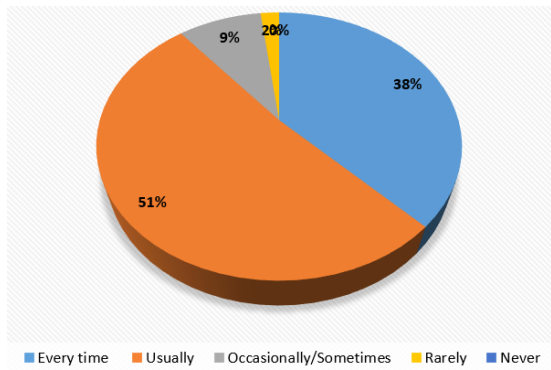


11. Your Faculty Member does a necessary follow-up with an assigned task to you.
- 4 – Every time
  - 3 – Usually
  - 2 – Occasionally/Sometimes
  - 1 – Rarely
  - 0 – I don't have a mentor



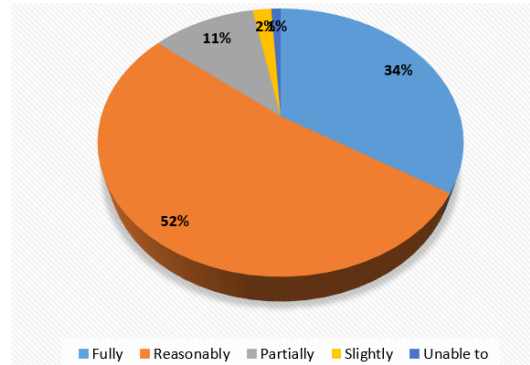
12. The teachers illustrate the concepts through examples and applications.

- 4 – Every time
- 3 – Usually
- 2 – Occasionally/Sometimes
- 1 – Rarely
- 0 – Never



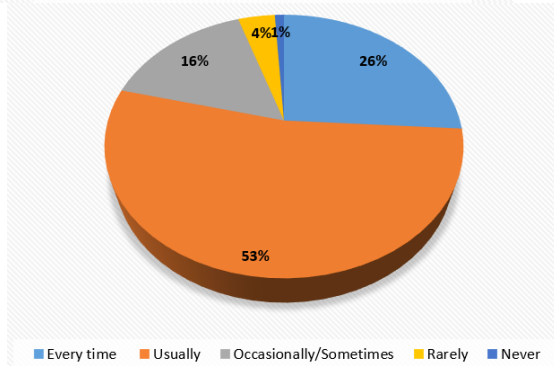
13. The teachers identify your strengths and encourage you with providing right level of challenges.

- 4 – Fully
- 3 – Reasonably
- 2 – Partially
- 1 – Slightly
- 0 – Unable to



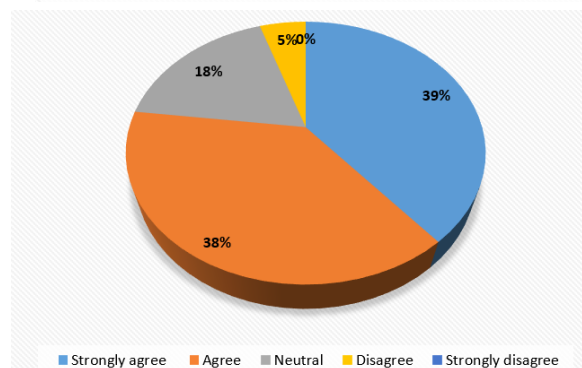
14. Teachers are able to identify your weaknesses and help you to overcome them.

- 4 – Every time
- 3 – Usually
- 2 – Occasionally/Sometimes
- 1 – Rarely
- 0 – Never



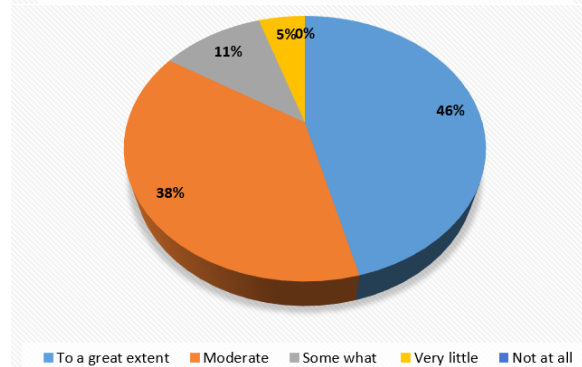
15. The Institution makes effort to engage students in the monitoring, review and continuous quality improvement of the teaching learning process.

- 4 – Strongly agree
- 3 – Agree
- 2 – Neutral
- 1 – Disagree
- 0 – Strongly disagree

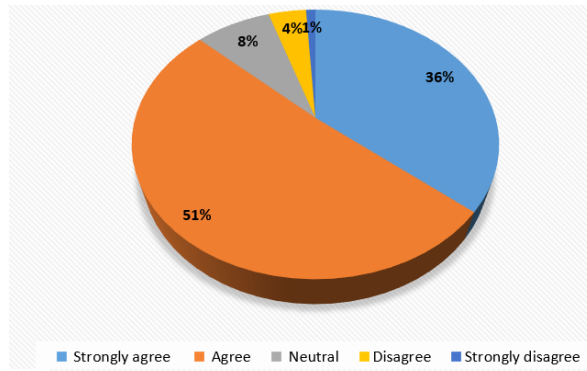


16. The institute/ teachers use student centric methods, such as experiential learning, participative learning and problem solving methodologies for enhancing learning experiences.

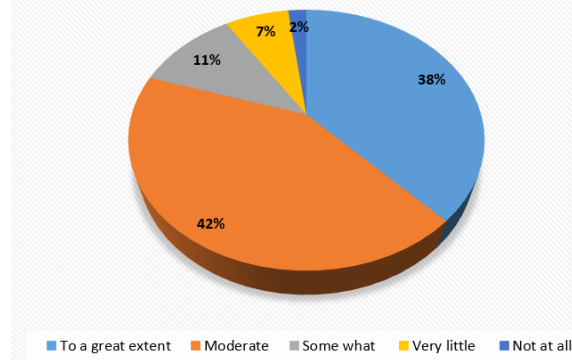
- 4 – To a great extent
- 3 – Moderate
- 2 – Some what
- 1 – Very little
- 0 – Not at all



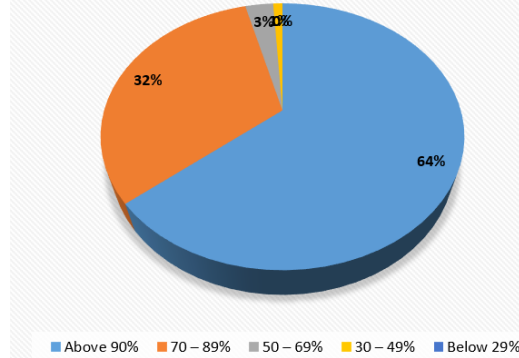
17. Teachers encourage you to participate in extracurricular activities.  
 4 – Strongly agree  
 3 – Agree  
 2 – Neutral  
 1 – Disagree  
 0 – Strongly disagree



18. Efforts are made by the institute/ teachers to inculcate soft skills, life skills and employability skills to make you ready for the world of work.  
 4 – To a great extent  
 3 – Moderate  
 2 – Some what  
 1 – Very little  
 0 – Not at all



19. What percentage of teachers use ICT tools such as LCD projector, Multimedia, etc. while teaching.  
 4 – Above 90%  
 3 – 70 – 89%  
 2 – 50 – 69%  
 1 – 30 – 49%  
 0 – Below 29%



20. Teaching-learning process in your institute is very good.  
 4 – Strongly agree  
 3 – Agree  
 2 – Neutral  
 1 – Disagree  
 0 – Strongly disagree

